

Wavelength Interest Rate Neutral Fund

October 2021

Investment Approach

Systematic Fixed Income

Research-driven approach based on systematized investment logic that applies quantitative tools to process fundamental economic and market information.


Seeks Factor-Based Excess Returns

Aims to generate consistent data-driven sources of excess returns using predictive signals based on factors of carry, momentum and value.

Enhanced Portfolio Diversification

Analyzes fixed income relationships through fundamental macroeconomic drivers to create diversification across potential market conditions.

Equal Risk Allocation



To Liquid Trading Instruments

Performance

	Cumulative Return as of 9/30/2021						Annualized Return as of 9/30/2021			
	September	YTD	1yr	3yr	5yr	ITD	1yr	3yr	5yr	ITD
WAVLX	-1.42%	0.62%	4.32%	19.90%	27.83%	33.95%	4.32%	6.22%	5.03%	3.72%
Bloomberg Global Aggregate Bond Index	-1.78%	-4.06%	-0.91%	13.27%	10.37%	17.58%	-0.91%	4.23%	1.99%	2.04%
S&P BGCantor 0-3 Month US Treasury Bill Index	0.00%	0.03%	0.06%	3.39%	5.63%	5.89%	0.06%	1.11%	1.10%	0.72%

Source: Bloomberg LP

Correlation Statistics

Correlation vs. Government Bonds ¹	0.11	Correlation vs. Real Estate ⁴	0.37
Correlation vs. Corporate Credit ²	0.55	Correlation vs. FI / Credit Hedge Funds ⁵	0.50
Correlation vs. Commodities ³	0.36	Correlation vs. Global Aggregate Bonds ⁶	0.27

Portfolio Commentary

- In September, the portfolio returned -1.42% amidst heightened anxiety over the Fed's tapering of asset purchases, Chinese property giant Evergrande missing debt payments, and continued bottlenecks across supply chains adding to inflationary pressures
- In this context, the Bloomberg Global Aggregate Bond Index returned -1.78% for the month
- Profits during the period were driven by exposures to bank loans and short-term high yield corporate credit
- Upside was limited by emerging market debt, convertible bonds, and US Treasury positions which sold off across the yield curve as investors repriced the risk of tapering
- Heading into the fourth quarter, accelerating growth and inflation dynamics are juxtaposed against the Fed's ability to control interest rates – in this environment, we are positioned with a targeted balance to economic outcomes while seeking to actively monetize dislocations that result from these competing forces

Notes: Daily correlation since inception; ¹ Morningstar Global Government Bond Index, ² Bloomberg Global High Yield Corp Index, ³ S&P / Goldman Sachs Commodity Index, ⁴ Bloomberg World Real Estate Index, ⁵ HFRX Fixed Income - Credit Index, ⁶ Bloomberg Global Aggregate Bond Index. ITD represents performance since the fund's inception on 9/30/2013.

The S&P/BGCantor U.S. Treasury Bill Index is a broad, comprehensive, market-value weighted index that seeks to measure the performance of the U.S. Treasury Bill market. You can not invest directly in the index. The Bloomberg Barclays Global Aggregate Bond Index is a global bond benchmark that includes treasury, government-related, and securitized bonds.

The performance data quoted represents past performance. Past performance does not guarantee future results. Investment returns and principal value of an investment will fluctuate so that an investor's shares, when redeemed, may be worth more or less than their original cost. Current performance may be lower or higher than the performance data quoted. Call 1-866-896-9292 or visit www.wavelengthfunds.com for current month-end data.

About the Fund

INVESTMENT OBJECTIVE

Actively seeks total return.

TURNKEY IMPLEMENTATIONS IN PORTFOLIOS

Core Fixed Income

Supplement core fixed income allocations with factor-based investment approach that seeks to be neutral to economic changes

Broad Diversification

Reduce riskier portfolio positions and allocate to investment process designed to be a consistent diversifier of directional risk

Strategic Alternatives

Supplement or replace alternative holdings with liquid, systematic exposure that seeks to outperform with absolute returns over the full economic cycle

Risk Management

The Fund will incorporate real-time drawdown control, volatility targeting and stress testing to help manage risk

Ticker

WAVLX

Inception Date

9/30/2013

12b-1 Fee

None

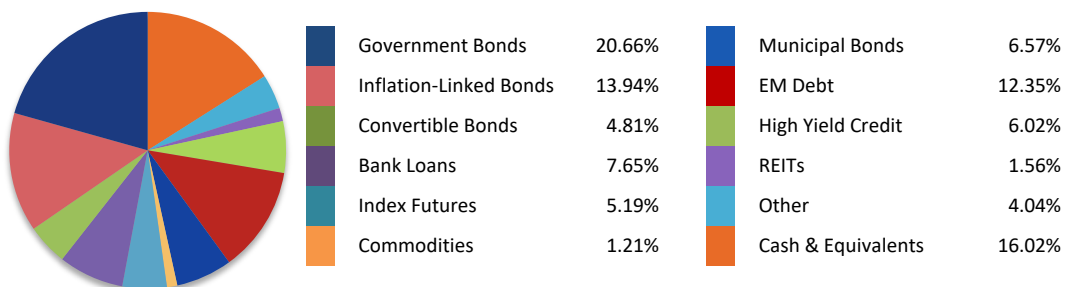
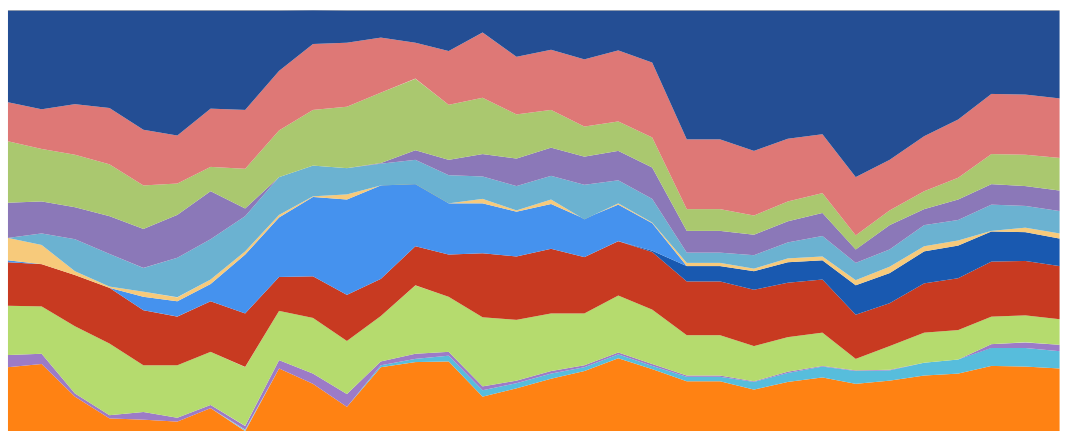
Gross Expense Ratio

1.58%

Net Expense Ratio*

1.23%

*Adviser contractually agreed until at least October 1, 2025 to waive management fee and/or reimburse expenses of Fund to the extent necessary to maintain total annual fund operating expenses at 0.99% of average daily net assets, exclusive of certain expenses such as those related to short sales and borrowing costs.

Sector Allocation (as of 9/30/2021)

Historical Sector Allocation (as of 9/30/2021)


12/31/2013 9/30/2014 6/30/2015 3/31/2016 12/31/2016 9/30/2017 6/30/2018 3/31/2019 12/31/2019 9/30/2020 6/30/2021

■ Government Bonds
 ■ Inflation-Linked Bonds
 ■ Bank Loans
 ■ Convertible Bonds
 ■ Index Futures
 ■ Commodities
■ Investment Grade Bonds
 ■ Municipal Bonds
 ■ EM Debt
 ■ High Yield Credit
 ■ REITs
 ■ Other
■ Cash & Equivalents

Portfolio holdings are subject to change and should not be considered a recommendation to buy or sell securities.

PRINCIPAL RISKS:

The use of derivatives, forward and futures contracts, and commodities exposes the Fund to additional risks including increased volatility, lack of liquidity, and possible losses greater than the Fund's initial investment as well as increased transaction costs. Concentration generally will lead to greater price volatility.

This Fund enters into a short sale by selling a security it has borrowed. If the market price of a security increases after the Fund borrows the security, the Fund will suffer a potentially unlimited loss when it replaces the borrowed security at the higher price. Short sales also involve transaction and other costs that will reduce potential Fund gains and increase potential Fund losses. Diversification does not eliminate risk. An investor considering the Fund should be able to tolerate potentially wide price fluctuations. The Fund is subject to high portfolio turnover risk as a result of frequent trading, and thus, will incur a higher level of brokerage fees and commissions, and cause a higher level of tax liability to shareholders in the Fund. The Fund may attempt to increase its income or total return through the use of securities lending, and they may be subject to the possibility of additional loss as a result of this investment technique.

This Fund is a non-diversified fund. Because the fund may invest in securities of smaller numbers of issuers, the Fund may be more exposed to the risks associated with and developments affecting an individual issuer than a fund that invests more widely, which may, therefore, have a greater impact on the Fund's performance.

This Fund is not suitable for all investors.

Investors should carefully consider the investment objectives, risks, charges and expenses of the Fund before investing. To obtain a prospectus containing this and other important information, please call 1-866-896-9292 or visit www.wavelengthfunds.com to view or download a prospectus online. Read the prospectus carefully before you invest. There are risks involved with investing including the possible loss of principal. Past performance does not guarantee future results. Wavelength Funds are distributed by Ultimus Fund Distributors, LLC. Control number: 13651068-UFD-10072021

Wavelength Principals


Andrew Dassori

Co-Founder & Chief Investment Officer
Wavelength Capital Management
BSc, London School of Economics



Mark Landis

Co-Founder
Wavelength Capital Management
BS, Union College

About Wavelength Capital Management

Wavelength Capital Management is a forward-thinking investment management firm that provides research, advisory, and fund management services to institutional and individual investors. The firm's investment philosophy is based on the macroeconomic drivers of asset prices and its investment strategies are designed to generate consistent risk-adjusted returns uncorrelated with traditional asset classes over long-term macroeconomic cycles